

TULIP SERIES WORK BOOK – I

Textbook of English Language
For Class - I



*The Jammu and Kashmir State Board of
School Education, Srinagar / Jammu*



*The Jammu and Kashmir State Board of
School Education, Srinagar / Jammu*

TULIP SERIES
Workbook - I
of
English Language
For Class - I



*The Jammu and Kashmir State Board of School
Education, Srinagar/Jammu.*

Published by

Secretary, Jammu and Kashmir State Board of School Education, Srinagar/Jammu.

Phone: 0194-2491179

Fax: 0194-2494264

Website: www.jkbose.org

© **Copyright Reserved**

All rights reserved. No part of this publication may be reproduced, stored in any form by any means, electronic, mechanical, photocopying or otherwise, without first obtaining written permission of the copyright owner.

Disclaimer

Every care has been taken by the compilers and publishers to give correct, complete and updated information. In case, there is any omission, printing mistake, or any other error which might have crept in inadvertently, neither the compiler, publisher nor any of the distributors shall take any legal responsibility.

First Edition: 2009

Price: 20/-

Printed at: New Print India Pvt. Ltd., Sahibabad (U.P.).

Foreword

Curriculum updating is a continuous process and accordingly Jammu and Kashmir State Board of School Education has been making every effort to update the school curriculum. As a part of this drive, revision and review of the textbook of English meant for 1st Primary has been taken up in order to bring the contents of the textbook close to child's life both at home and at school and also workout the changes in the contents of the textbook in the light of the guidelines provided by the National Curriculum Framework-2005. The whole series of English textbooks from 1st Primary to Class X have been titled as (*Tulip Series.*) While deciding the contents of English textbook (*Tulip Series Book - I*), an attempt has been made to rely on child's experiences, the world known to learners and then explore the possibilities of taking them to new heights. Different themes have been presented in a playful way and lots of pictures have been used to sustain the interest of children. A humble endeavour has also been made to lessen the burden of learners so far as contents are concerned. However, teachers have choice to supplement the contents by developing the low cost/no cost material as per the specification of the locale of the learners and the material available with them. This contextualization will definitely make learning and teaching more interactive and thereby more effective.

Developing a textbook, particularly for lower primary class, has not been easy and is not a one time job. The broader framework surfaces once the textbook goes into the hands of the students. Whatever new concepts both in terms of concepts and pedagogy emerge in the actual classroom transaction, it is hoped that teachers will share that with us. Any suggestion/ recommendation for the improvement of the textbook will be given due weightage and will be highly appreciated since BOSE is open to suggestions particularly from the stakeholders.

I highly appreciate the efforts of the Academic Division of Jammu and Kashmir State Board of School Education in developing this textbook. I place on record my thanks to Dr. Sheikh Bashir Ahmad, Secretary, BOSE, Mr. M. D. Zargar (Dy, Director, Academics), Ms. Naila Neelofar (Academic Officer, English) for their efforts in developing this textbook.

Prof. Desh Bandhu Gupta
Chairman
J & K State Board of School Education.

Acknowledgement

The textbook of English for First Primary, Tulip Series Book - I was developed after due consultations and deliberations with the experts whose expertise helped in the making of the present textbook to see the light of the day. I place on record my thanks to them for taking pains to give valuable suggestions to make this textbook more interesting and playful. I am also highly grateful to the Computer Operators Mr. Javed Ahmad and Mr. Rafiq Ahmed, for composing the textbook.

The following resource personell were consulted and involved in deciding the contents of the textbook:

1. *Mr. Jan Mudasir Gul, Lecturer, GBHSS, Pampore.*
2. *Ms. Radifa Nazir, Teacher, Delhi Public School, Sgr.*
3. *Ms. Asmat Ara, Teacher, Govt. Middle School, Chattabal.*
4. *Ms. Hina Qadiri, Teacher, Delhi Public School, Sgr.*
5. *Mr. Abid Ali, Lecturer, Hr. Secondary School, Ganderbal.*
6. *Ms. Urfana, Teacher, DIET, Sgr.*
7. *Ms. Aatifa, Lecturer, Hr. Sec. School, Beerwah.*
8. *Mr. M. D. Zargar, Dy. Director (Academics), K/D.*
9. *Mr. R. K. Mani, Dy. Director (Academics), J/D.*
10. *Mr. Irshad Ahmed, Senior Academic Officer, Life Science.*
11. *Ms. Naila Nelofar, Academic Officer, English.*
12. *Mr. Naseer Ahmad, Senior Assistant, CDRW.*

Sd/-

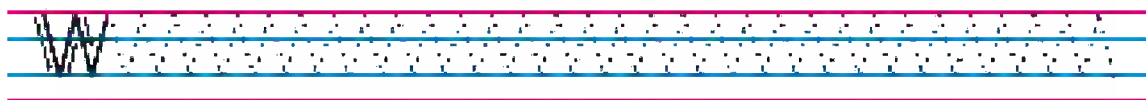
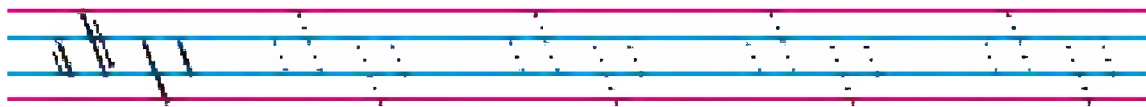
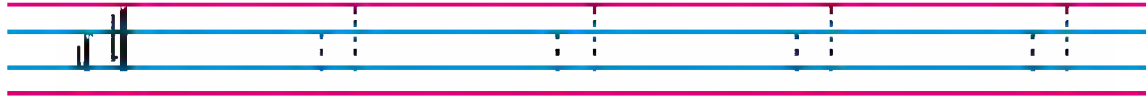
(Dr. Sheikh Bashir Ahmad)

Secretary, BOSE

Contents

	Page
(i) Hand on practice	1-9
(ii) Word Formation	10-12
(iii) Cursive Writing	13-38


Trace over the dotted lines





Trace the path to the flowers.





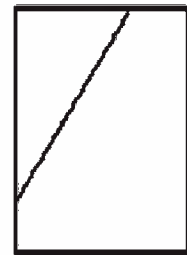
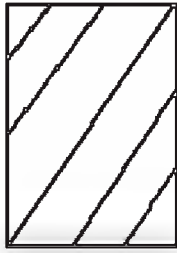
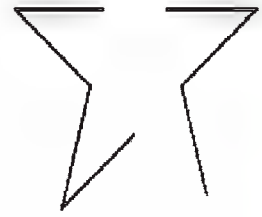


Trace over the dotted lines





Look at the first shape in each row. Now make the other shapes match.








Practice as shown

















Draw lines / semicircles / circles to complete the letters.

A

Λ

F

7

—

B

P

b

3

1

C

D

1

∪

E

F

Γ

≡

1

F

Γ

≡

1

G

G

G

G

H

H

H

—

I

1

T

L

J

J

T

l

1

K

K

k

<

l

L

l

1

M

M

11

l l

v

N

N

11

1

O

(

)

P

P

o

l

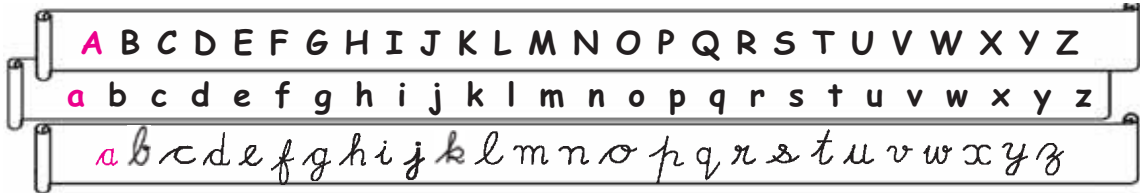
Q

Q

2

(

R	P	7	3	1
S	6	9	6	
T	1	1		
U	U	1	1	6
V	1	1		
W	h	1	1	
X	1	1	1	
Y	1	1		
Z	1	1	1	1



Aa



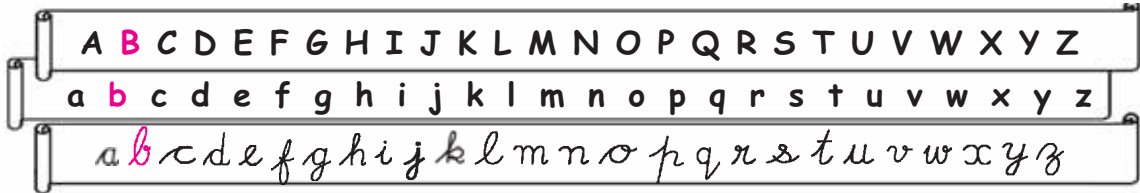
apple



aeroplane

Write 

a a a a a



Bb



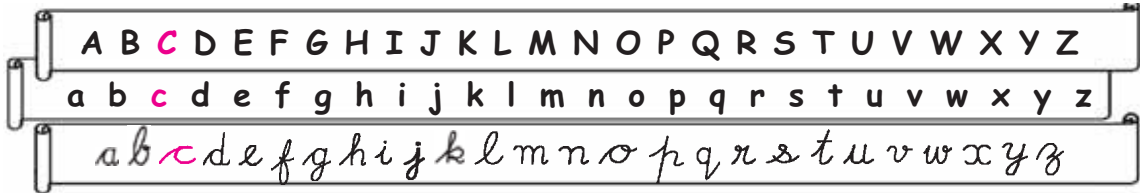
ball



baby

Write 

Handwriting practice lines. The first line contains five cursive lowercase 'b's. Below are several sets of blank four-line guides (green top and bottom lines, orange middle lines) for practicing the letter.



Cc



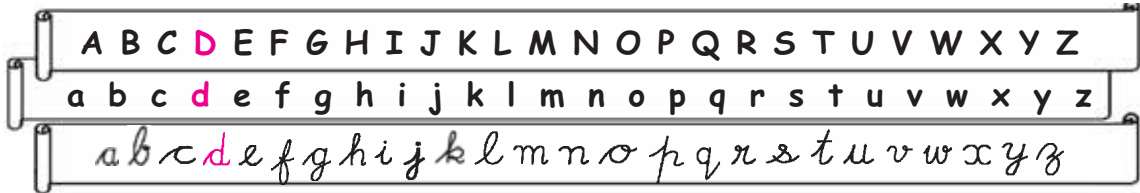
clock



cat

Write 





Dd



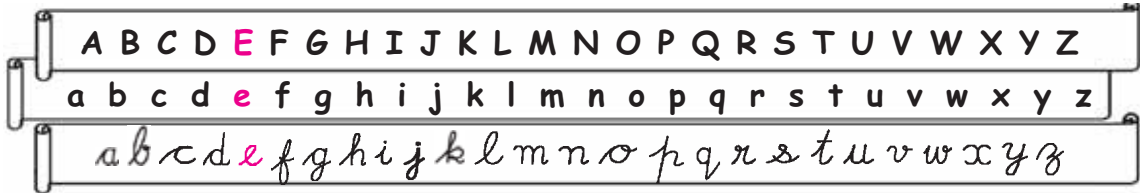
doll



dog

Write 

Handwriting practice lines for the cursive letter 'd'. The first line contains five examples of the letter 'd' written on a set of four horizontal lines (top green, middle orange, bottom orange, bottom green). Below this are several more sets of empty four-line guides for practice.



Ee



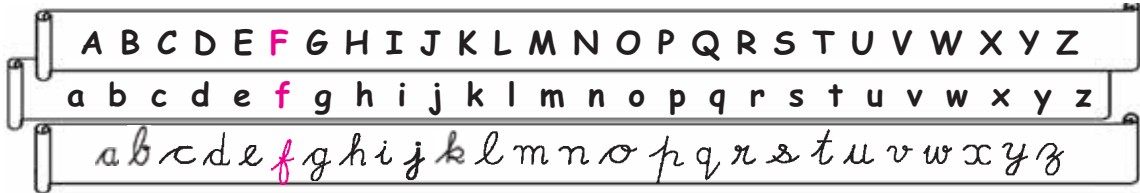
eye



elephant

Write 

e e e e e



F f




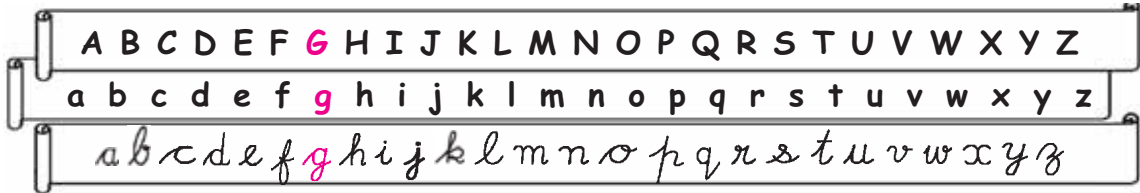
fish



flower

Write 





Gg



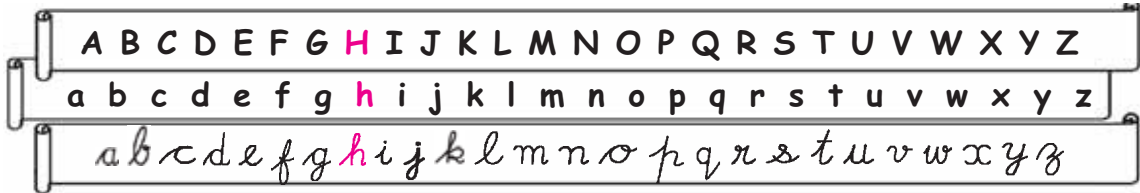
girl



grapes

Write 





Hh



hen

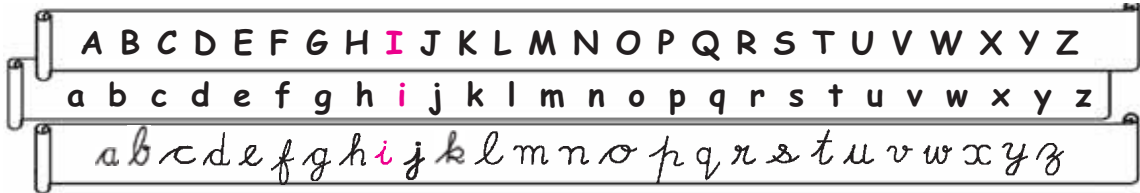


house

Write

h h h h h

Blank handwriting practice lines for the letter 'h'.



Ii



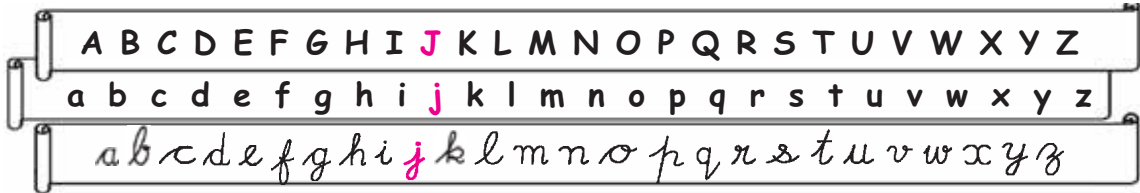
ice-cream



iron

Write 

i *i* *i* *i* *i*



Jj



Write 

jug

joker

Handwriting practice lines for the letter 'j'. The first line contains five cursive lowercase 'j's. Below are several sets of empty handwriting lines, each consisting of a top green line, a middle orange line, and a bottom green line.



Kk



Write 

key

king

k k k k k



Ll



lion



lock

Write 

Handwriting practice lines for the cursive letter 'l'. The first line contains five examples of the letter 'l' written in cursive. Below are several sets of blank four-line guides (green top and bottom lines, orange middle lines) for independent practice.



Mm



man



mango

Write m

m m m m m



Nn



nest



nurse

Write n

n n n n n

Handwriting practice lines consisting of multiple sets of three horizontal lines (top green, middle orange, bottom green) for tracing and writing the letter 'n'.

A B C D E F G H I J K L M N O P Q R S T U V W X Y Z
a b c d e f g h i j k l m n o p q r s t u v w x y z
a b c d e f g h i j k l m n o p q r s t u v w x y z

O o



owl



ox

Write 

Handwriting practice lines for the letter 'o'. The first line contains five 'o' characters for tracing. Below are several sets of blank four-line grids (green top and bottom lines, orange middle lines) for independent practice.



P p



pencil

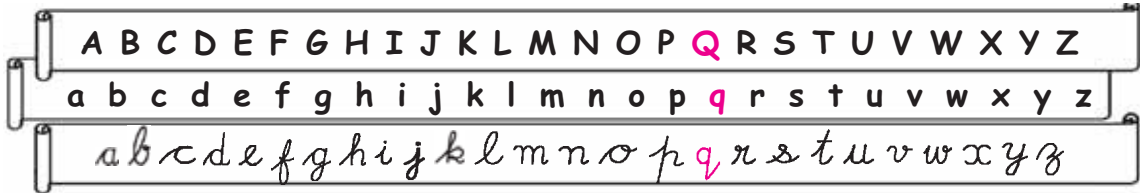


parrot

Write 

Blank writing lines for practicing the cursive letter 'p'. Each line consists of four horizontal lines: a top green line, a middle orange line, a bottom orange line, and a baseline green line.



Qq



quilt

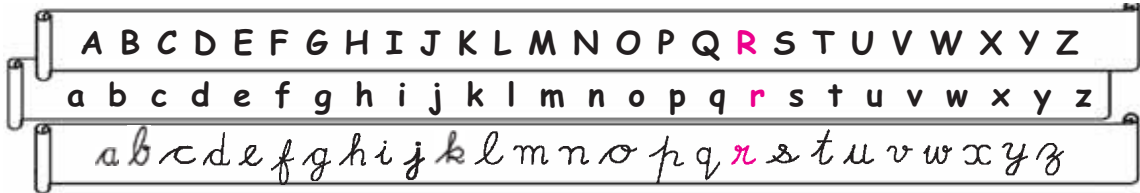


queen

Write 

q q q q q

Handwriting practice lines consisting of multiple sets of four horizontal lines (top green, middle orange, bottom orange, bottom green).



R r



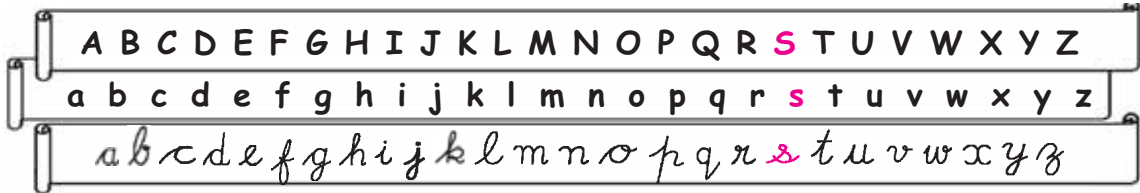
radio




rabbit

Write 

Handwriting practice lines for the cursive letter 'r'. The first line contains five examples of the cursive letter 'r' written on a four-line guide. Below this are ten more sets of four-line guides for independent practice.



S s



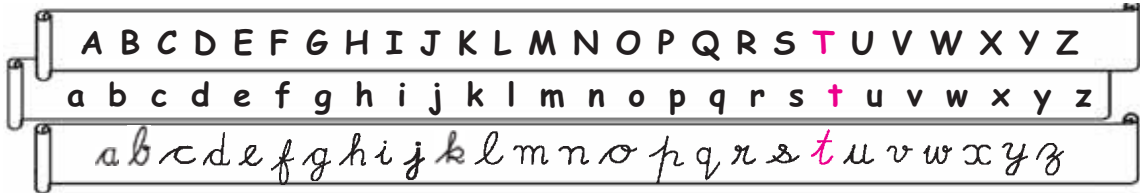
ship



sister

Write 

Handwriting practice lines with five cursive 's' characters at the beginning for tracing, followed by multiple blank lines for independent practice.



Tt



tree

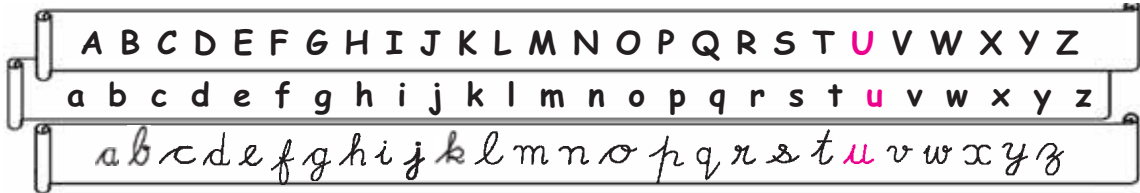


tiger


Write 

t t t t t

Handwriting practice lines consisting of multiple sets of four horizontal lines (top green, middle orange, bottom orange, bottom green) for practicing the cursive letter 't'.



Uu



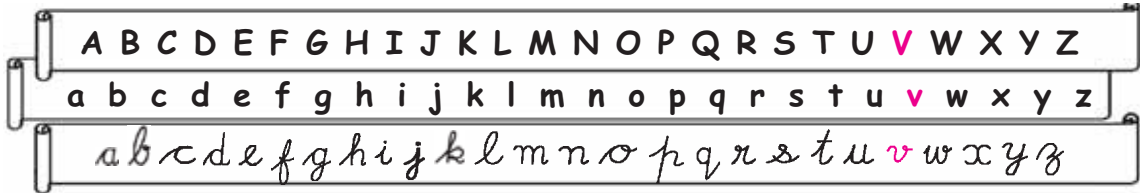
umbrella

utensils

Write 

u u u u u

Handwriting practice lines consisting of multiple sets of four horizontal lines (top green, middle orange, bottom orange, bottom green) for practicing the cursive letter 'u'.



Vv



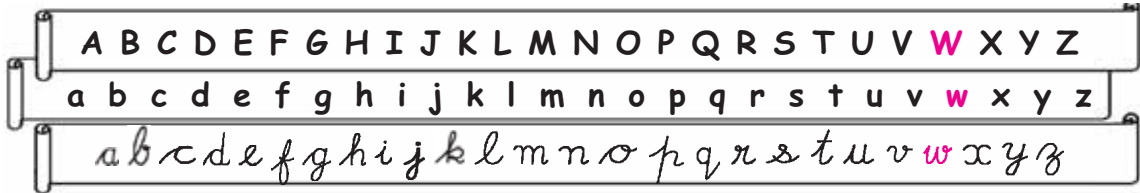
violin



van

Write 

Handwriting practice lines for the letter 'v'. The first line contains five cursive lowercase 'v's. Below are several sets of empty three-line guides (top green, middle orange, bottom green) for independent practice.



Ww



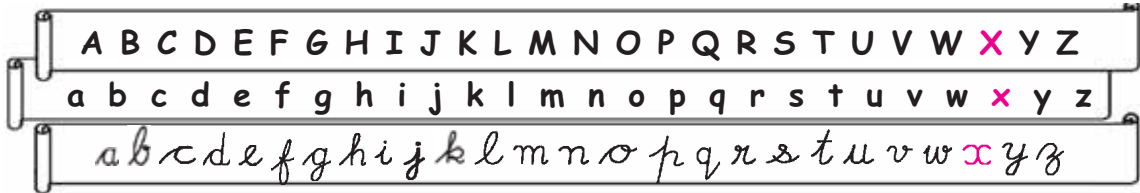
window



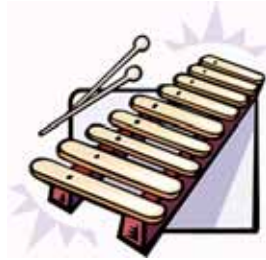
woman

Write 

Handwriting practice lines. The first line contains five cursive lowercase 'w's. Below are several sets of blank lines for practice, each consisting of a top green line, a middle orange line, and a bottom green line.



Xx

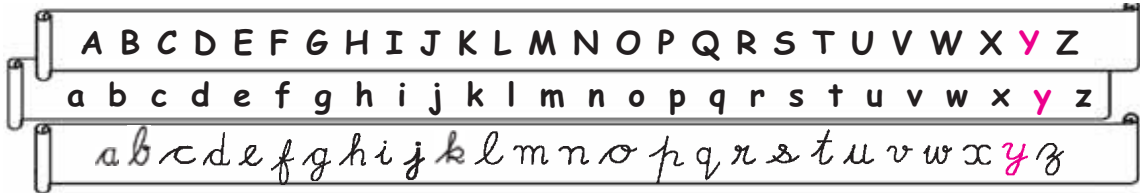


xylophone

x-mas tree

Write 

Handwriting practice lines for the cursive letter 'x'. The first line contains five 'x' characters for tracing. Below are several sets of blank four-line grids for independent practice.



Yy



yak

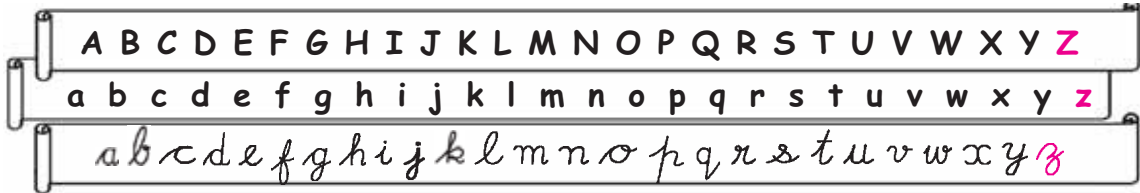


yacht

Write 

y y y y y


Blank handwriting practice lines for the cursive letter 'y'.



Zz



zoo



zebra

Write Zz

Handwriting practice lines for the letter 'z'. The first line contains five cursive 'z' characters. Below are several sets of blank handwriting lines, each consisting of a top green line, a middle orange line, and a bottom green line.